



## CITY COUNCIL DISTRICT #7 MONTHLY OFFENSE SUMMARY

### SEPTEMBER 2017

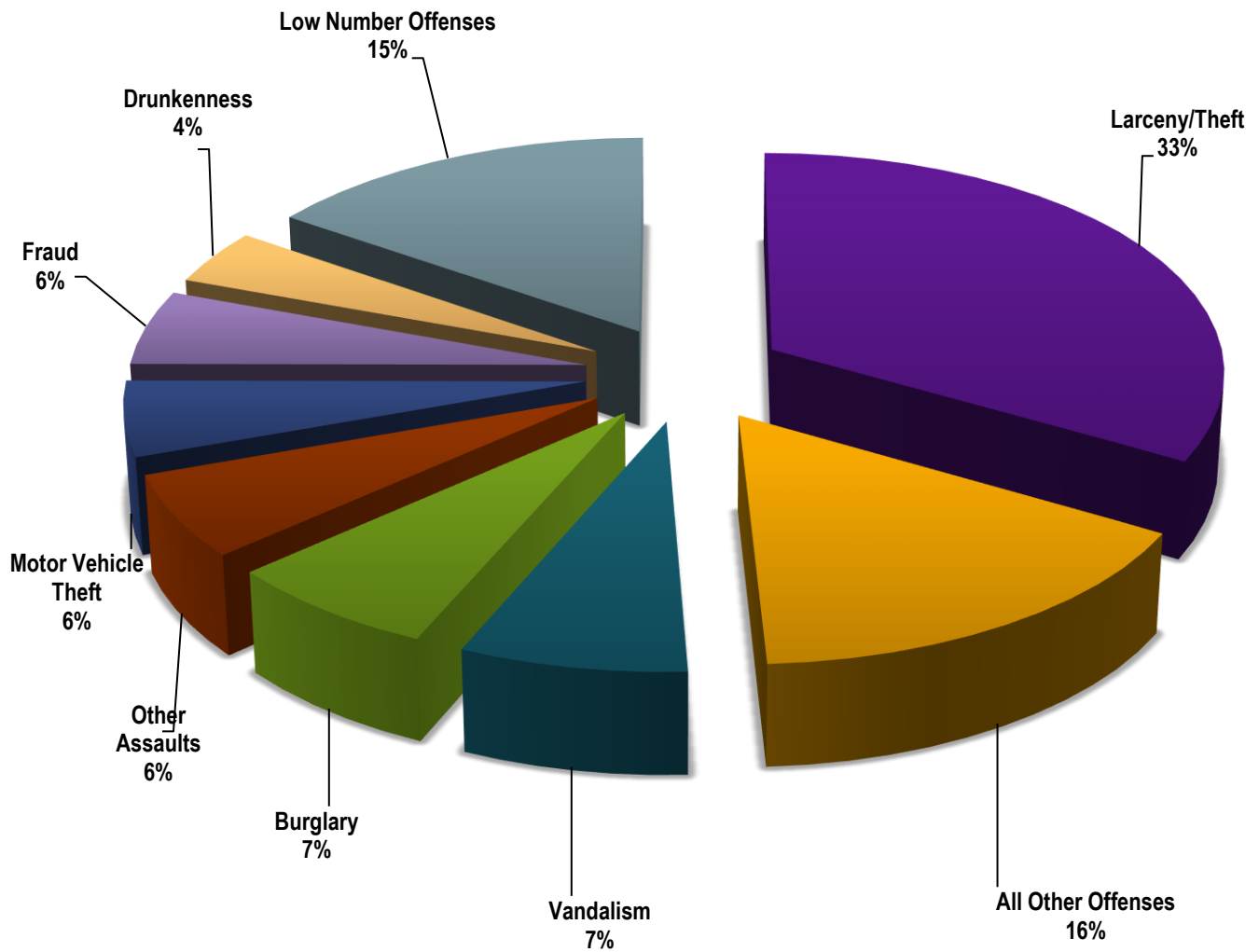
These figures represent preliminary counts of original Police Incident Reports and include all offenses within the above listed City Council District only. Full statistical analysis to determine the confidence level of this data has not been performed. The results contained herein are approximate in relation to the listed area and may not fully coincide with data shown in other areas of SLCPD's Crime Statistics page such as Calls for Service, Crimes Trending, and Crime Reports due to and reflective of departmental procedures that were in place at the time the event occurred and the date this data was compiled. Results displayed are not distinguished as attempted or completed crimes, do not include other calls for police service, and only represent police service where a report was made. Police Incident Reports are classified by primary offense categories as defined by the Uniform Crime Reporting (UCR) system. However, data is not subjected to any other standards set forth under UCR. Although every reasonable verification effort is made, the accuracy of any data is subject to the constraints of the report generation process as well as the manner, format, and point in time of any query.

- PART I OFFENSES:** Chosen by the FBI as Part I Offenses because they are serious crimes that occur with regularity in all areas of the country and are likely to be reported to Police.
  
- PART II OFFENSES:** All other crimes other than the eight Part I Offenses. The Uniform Crime Reporting Program gathers only arrest data for Part II Offenses, however, SLCPD results displayed in this document display all Part II Offenses, regardless of the presence of arrest data.
  
- ALL OTHER OFFENSES:** Under the Part II Offense section, 'All Other Offenses' include Peeping Tom, Trespass, Kidnap/Abduction, Pornography, Extortion/Blackmail, Bribery, Warrants, Sexual Offenses, Obstruction, Public Peace, and Hit & Run.
  
- NON-UCR OFFENSES:** Non-UCR Offenses include reports for all other offenses not classified as a Part I or Part II Offense. Results displayed separate some of these offenses such as Ambulance Calls, Deaths, Missing Persons, Suicides, Suspicious Activity, and Traffic Accidents.
  
- ALL OTHER NON-UCR:** Under the Non-UCR category, 'All Other' include the remainder of offenses not classified as Part I or Part II and not separated from the Non-UCR Offenses. These include things such as Loud Parties, Barking Dogs, Mentally Ill Subjects, Citizen Assistance, etc.
  
- LOW NUMBER OFFENSES:** On page two, in the interest of space and allowing for easier viewing, the category titled 'Low Number Offenses' include Part I and Part II Offenses from page one that have totals under the amount of 13.

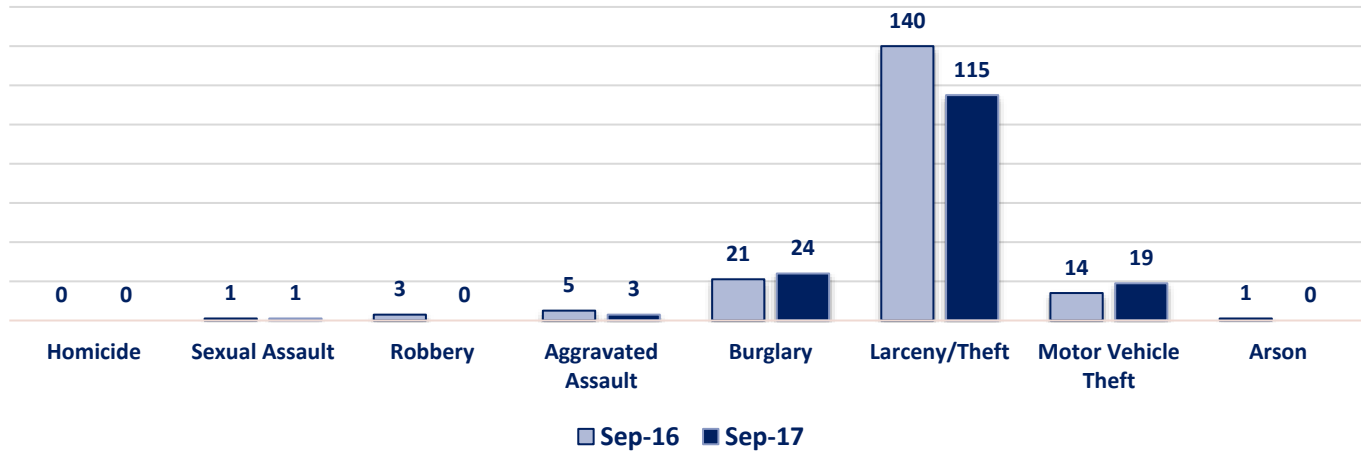
## Offenses

		SEP 16	SEP 17			SEP 16	SEP 17
<b>PART I OFFENSES</b>	OFFENSE			OFFENSE			
	Homicide	0	0	Other Assaults	19	21	
	Sexual Assault	1	1	Forgery/Counterfeit	7	6	
	Robbery	3	0	Fraud	24	19	
	Aggravated Assault	5	3	Embezzlement	1	0	
	Burglary	21	24	Stolen Property	3	2	
	Larceny/Theft	140	115	Vandalism	19	25	
	Motor Vehicle Theft	14	19	Weapons	1	0	
Arson	1	0	Prostitution	0	2		
	<b>PART I TOTALS</b>	<b>185</b>	<b>162</b>	Sex Offenses	5	3	<b>PART II OFFENSES</b>
<b>NON-UCR OFFENSES</b>	Ambulance Calls	16	10	Drug Abuse	15	13	
	Deaths	1	1	Gambling	0	0	
	Missing Persons	5	1	Family Offenses	8	12	
	Suicides	0	2	DUI	2	5	
	Suspicious Activity	10	5	Liquor Laws	5	1	
	Traffic Accidents	82	64	Drunkenness	17	14	
	All Other	115	99	Disorderly Conduct	3	4	
	<b>NON-UCR TOTALS</b>	<b>229</b>	<b>182</b>	All Other Offenses	88	55	
<b>TOTALS</b>	<b>PART I OFFENSES</b>	185	162	Curfew/Loitering	0	0	
	<b>PART II OFFENSES</b>	217	183	Runaway	0	1	
	<b>NON-UCR OFFENSES</b>	229	182	<b>PART II TOTALS</b>	<b>217</b>	<b>183</b>	
	<b>TOTAL</b>	<b>631</b>	<b>527</b>				

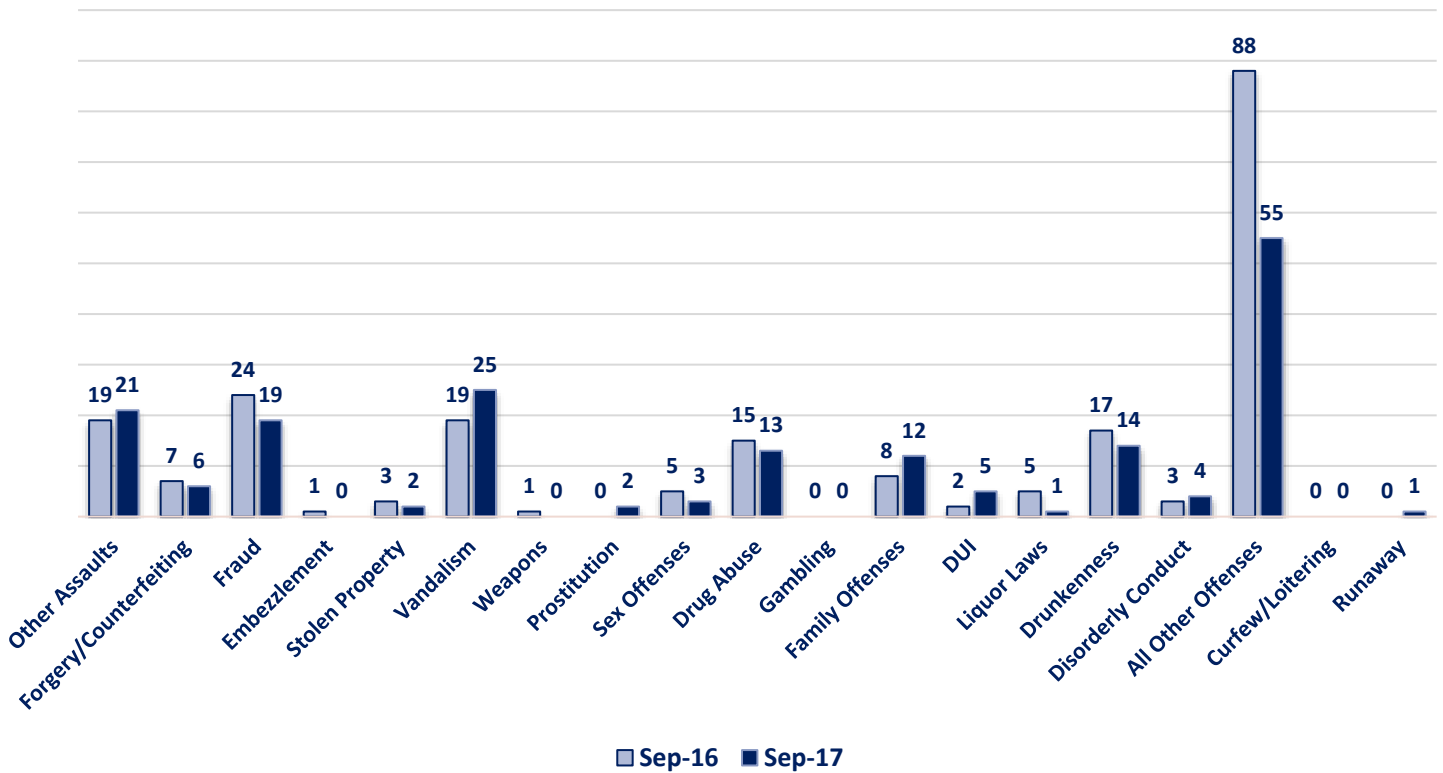
### September 2017 - Part I & II Offense Percentages



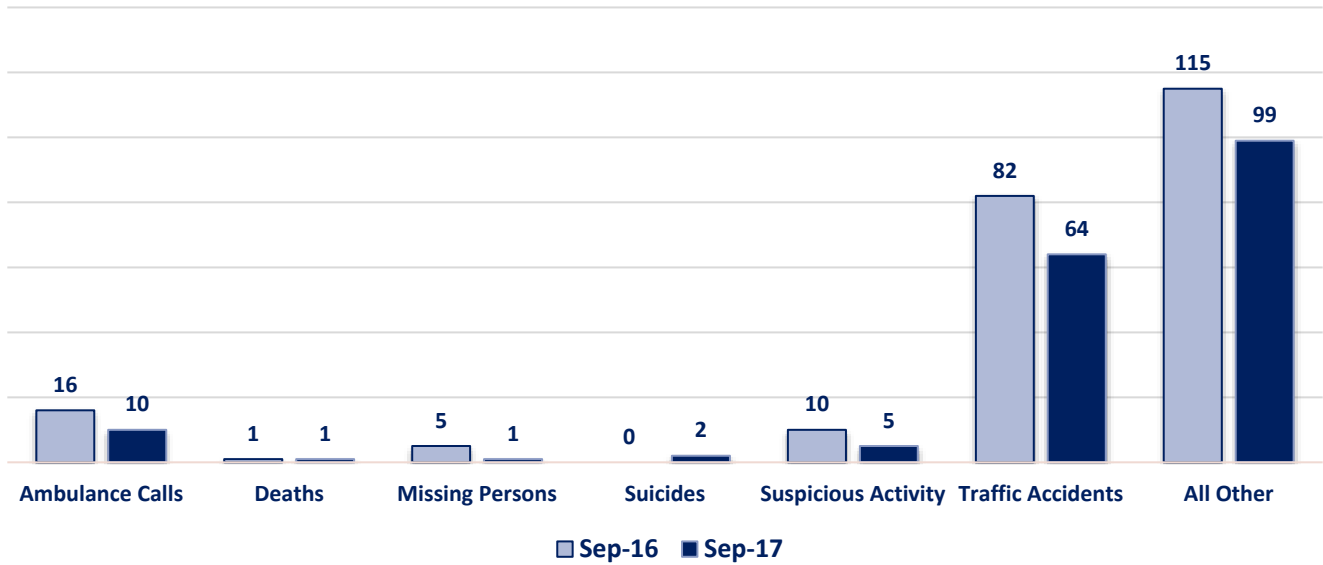
**Part I Offenses**



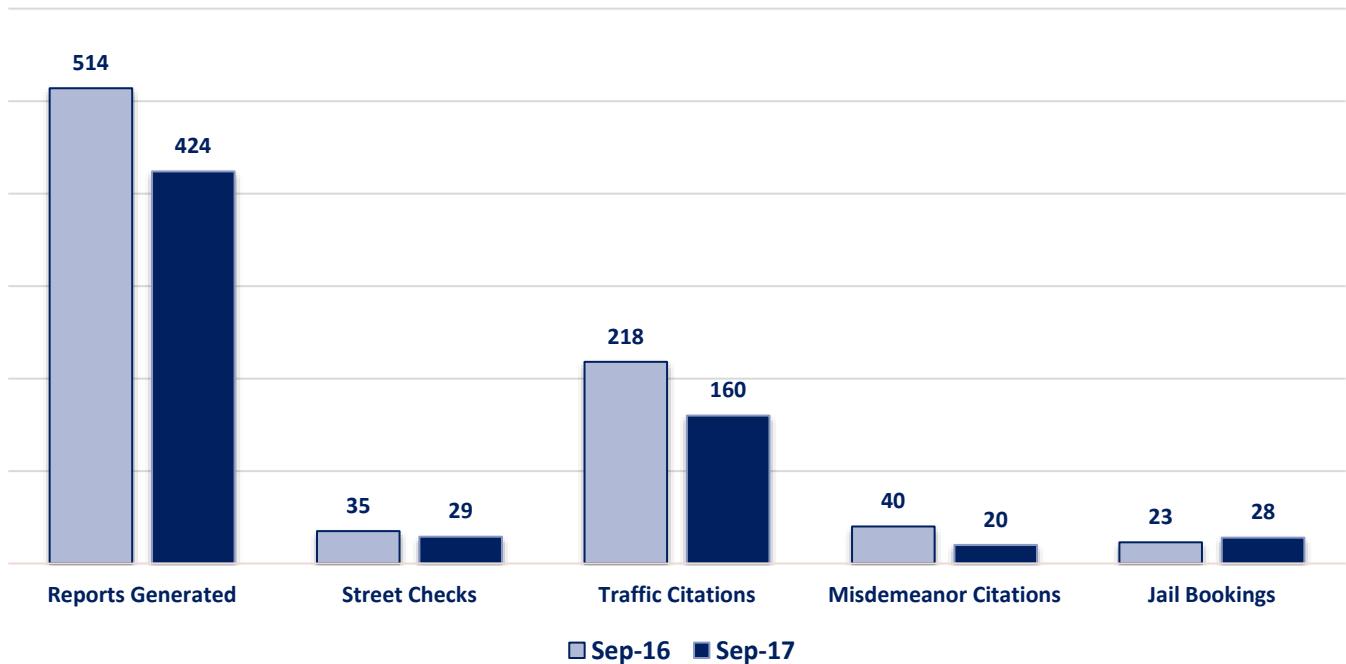
**Part II Offenses**



### Non-UCR Offenses

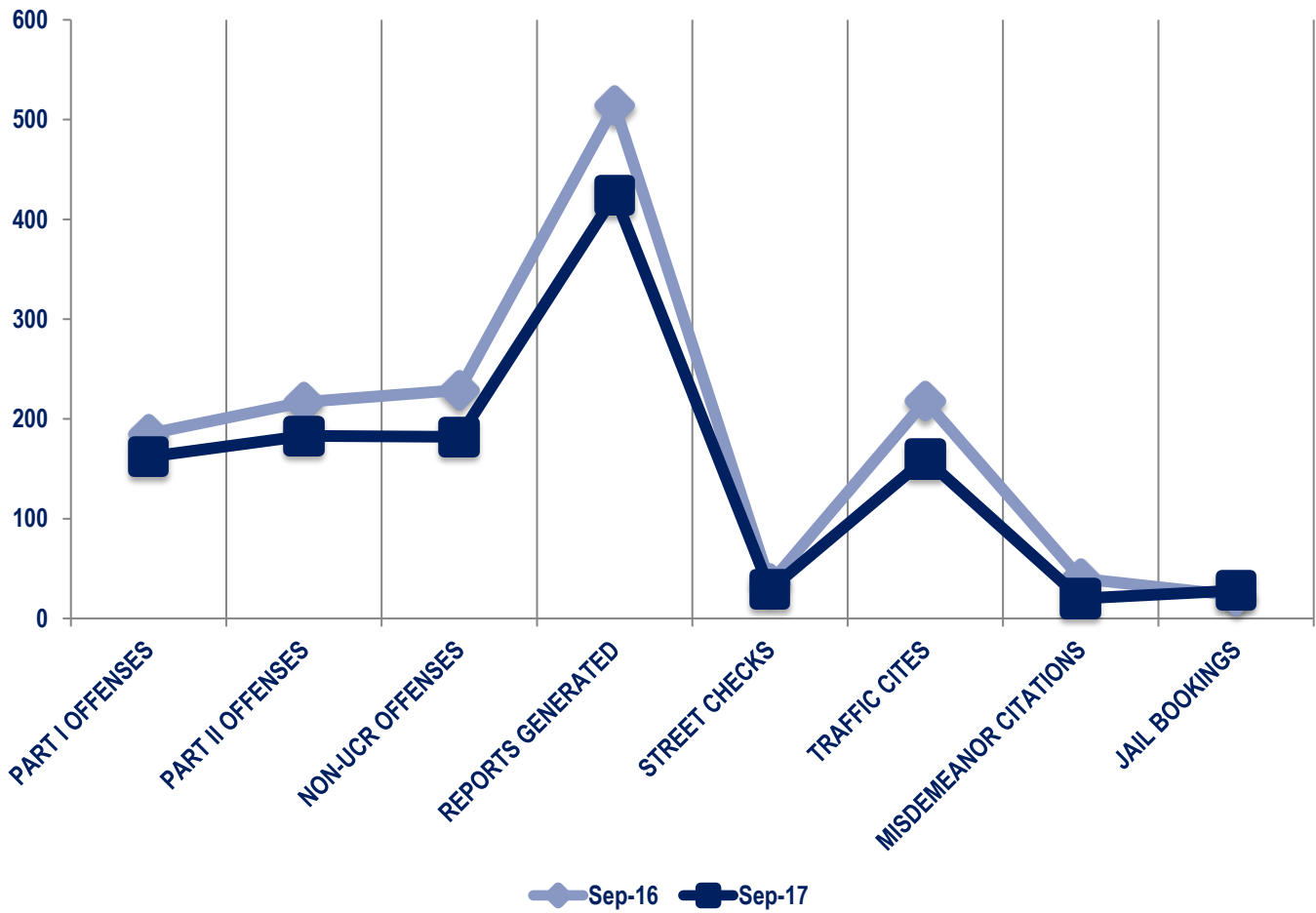


### Other Event Totals



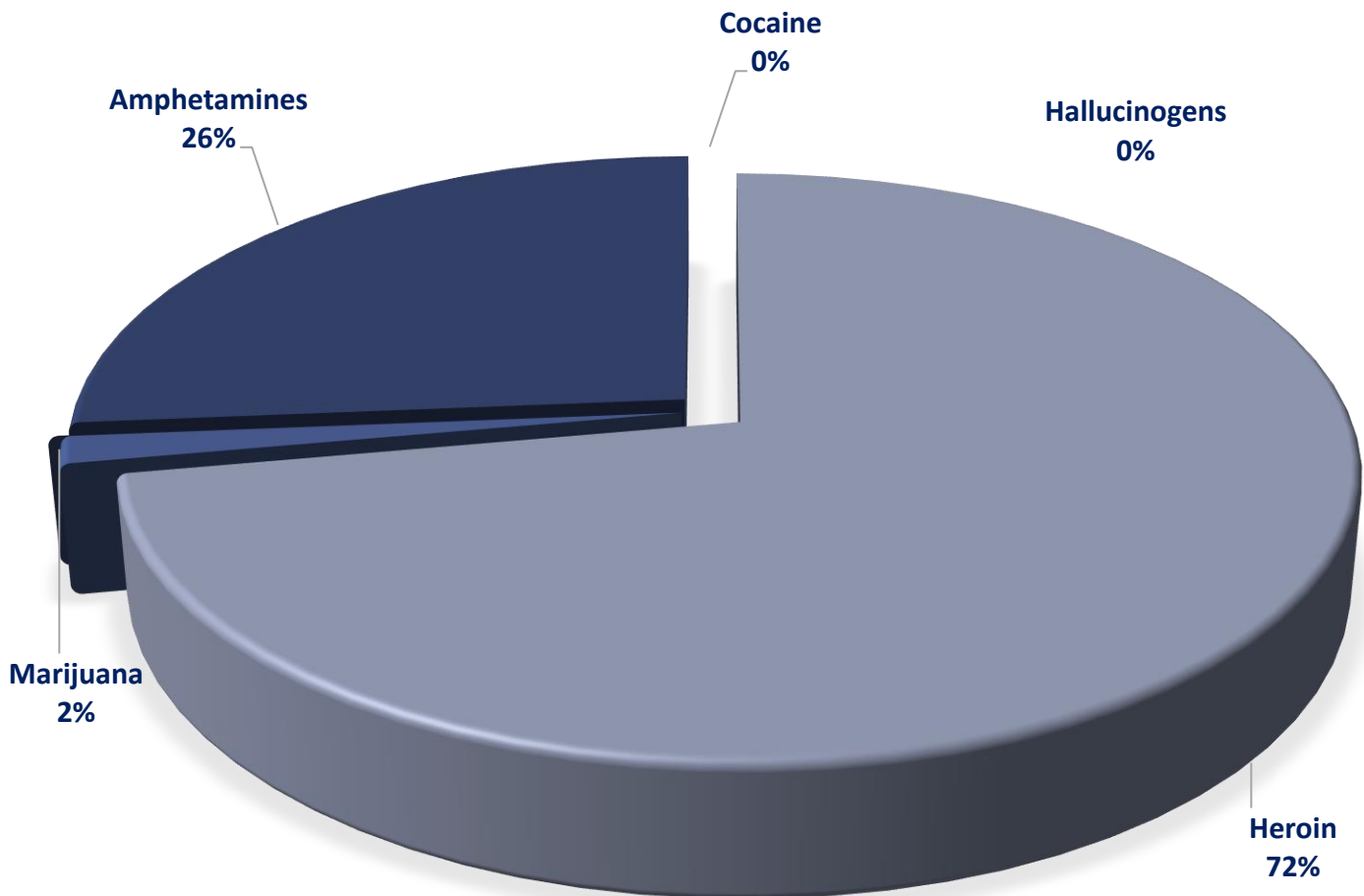
### Combined Offense/Event Trends

	SEP 16	SEP 17
<b>Part I Offenses</b>	185	162
<b>Part II Offenses</b>	217	183
<b>NonUCR Offenses</b>	229	182
<b>Reports Generated</b>	514	424
<b>Street Checks</b>	35	29
<b>Traffic Citations</b>	218	160
<b>Misdemeanor Citations</b>	40	20
<b>Jail Bookings</b>	23	28

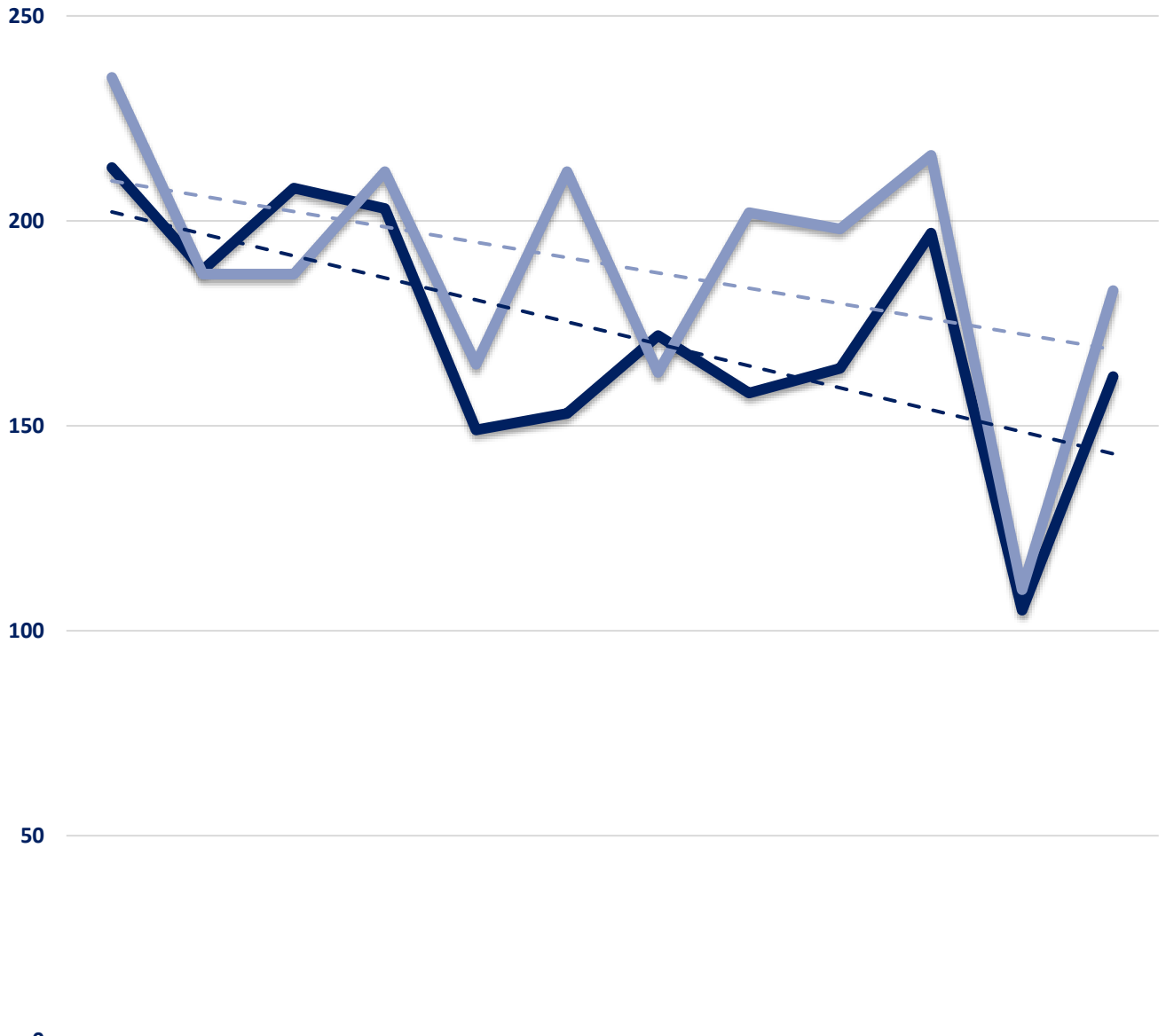


### Seized Drugs

TYPE	DOSES	STREET VALUE
Cocaine	0.0	\$ -
Heroin	291.0	\$ 2,910.00
Marijuana	6.1	\$ 36.34
Hallucinogens	0.0	\$ -
Amphetamines	106.0	\$ 1,060.00
<b>TOTAL</b>	<b>403.1</b>	<b>\$ 4,006.34</b>



**Part I & II Offenses - One Year**



	OCT 2016	NOV 2016	DEC 2016	JAN 2017	FEB 2017	MAR 2017	APR 2017	MAY 2017	JUN 2017	JUL 2017	AUG 2017	SEP 2017
<b>PART I</b>	213	188	208	203	149	153	172	158	164	197	105	162
<b>PART II</b>	235	187	187	212	165	212	163	202	198	216	110	183

— PART I   
 — PART II   
 - - - Part I Linear Forecast   
 - - - Part II Linear Forecast