



CITY COUNCIL DISTRICT #7

MONTHLY OFFENSE SUMMARY

AUGUST 2018

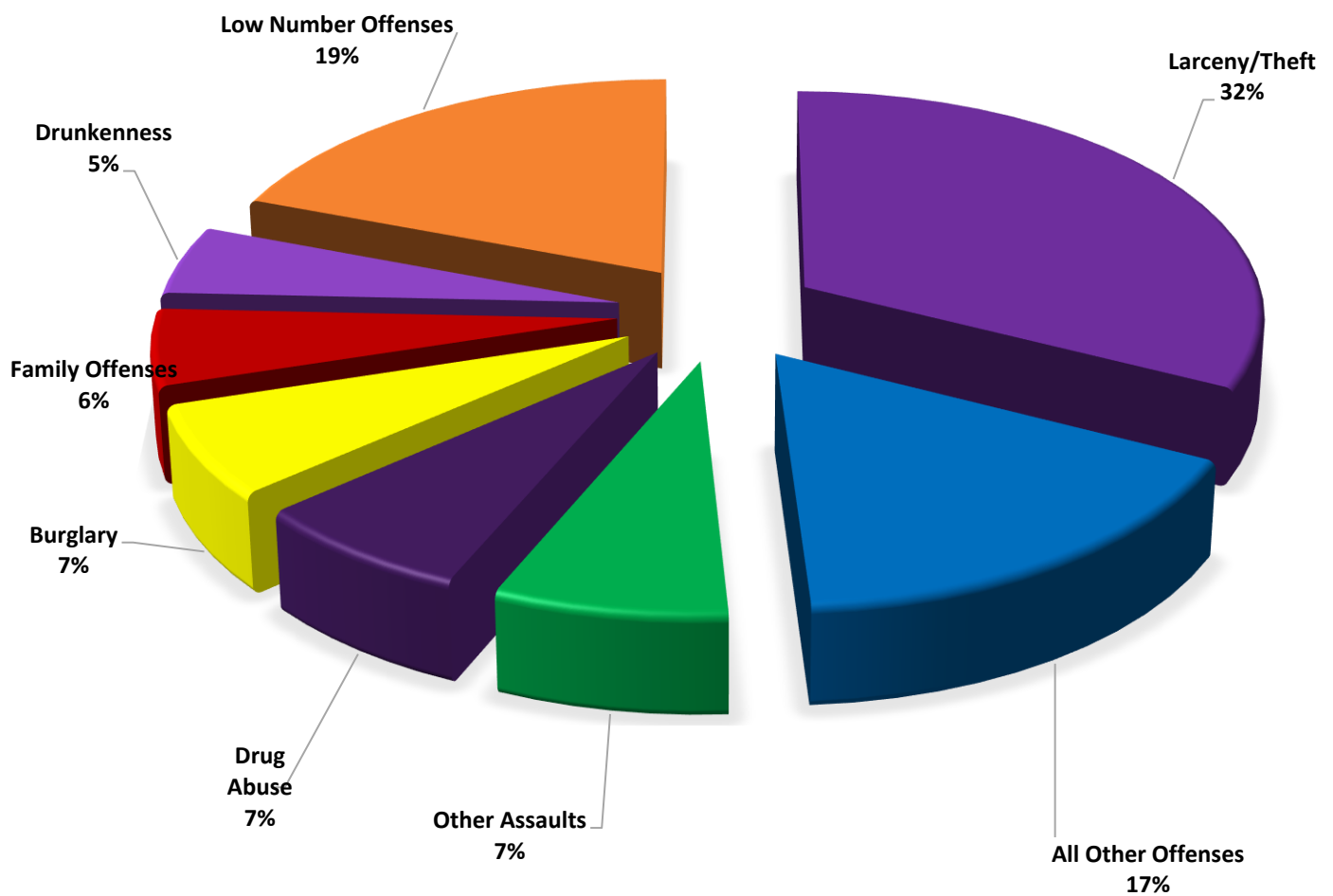
These figures represent preliminary counts of original Police Incident Reports and include all offenses within the above listed City Council District only. Full statistical analysis to determine the confidence level of this data has not been performed. The results contained herein are approximate in relation to the listed area and may not fully coincide with data shown in other areas of SLCPD's Crime Statistics page such as Calls for Service, Crimes Trending, and Crime Reports due to and reflective of departmental procedures that were in place at the time the event occurred and the date this data was compiled. Results displayed are not distinguished as attempted or completed crimes, do not include other calls for police service, and only represent police service where a report was made. Police Incident Reports are classified by primary offense categories as defined by the Uniform Crime Reporting (UCR) system, however for this report all offenses are included, and each incident may have more than one offense listed on it. In cases where there is more than one offense listed, all offenses are counted individually. Although every reasonable verification effort is made, the accuracy of any data is subject to the constraints of the report generation process as well as the manner, format, and point in time of any query.

PART I OFFENSES:	Chosen by the FBI as Part I Offenses because they are serious crimes that occur with regularity in all areas of the country and are likely to be reported to Police.
PART II OFFENSES:	All other crimes other than the eight Part I Offenses. The Uniform Crime Reporting Program gathers only arrest data for Part II Offenses, however, SLCPD results displayed in this document display all Part II Offenses, regardless of the presence of arrest data.
ALL OTHER OFFENSES:	Under the Part II Offense section, 'All Other Offenses' include Peeping Tom, Trespass, Kidnap/Abduction, Pornography, Extortion/Blackmail, Bribery, Warrants, Sexual Offenses, Obstruction, Public Peace, and Hit & Run.
NON-UCR OFFENSES:	Non-UCR Offenses include reports for all other offenses not classified as a Part I or Part II Offense. Results displayed separate some of these offenses such as Ambulance Calls, Deaths, Missing Persons, Suicides, Suspicious Activity, and Traffic Accidents.
ALL OTHER NON-UCR:	Under the Non-UCR category, 'All Other' include the remainder of offenses not classified as Part I or Part II and not separated from the Non-UCR Offenses. These include things such as Loud Parties, Barking Dogs, Mentally Ill Subjects, Citizen Assistance, etc.
LOW NUMBER OFFENSES:	On page two, in the interest of space and allowing for easier viewing, the category titled 'Low Number Offenses' include Part I and Part II Offenses from page one that have totals under the amount of 16.

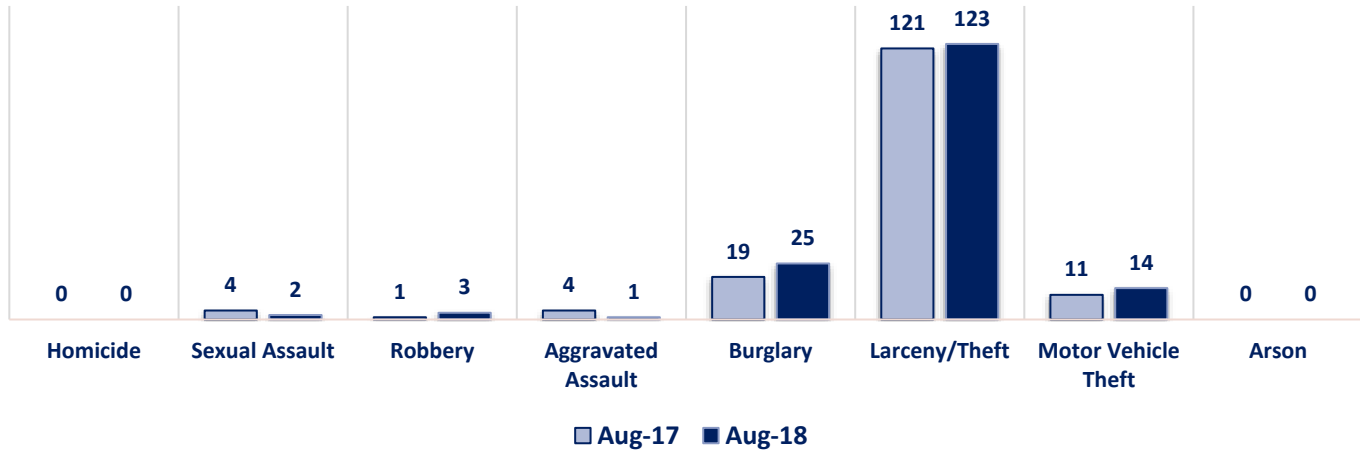
Offenses

PART I OFFENSES	OFFENSE	AUG 17	AUG 18	OFFENSE	AUG 17	AUG 18	PART II OFFENSES
	Homicide	0	0	Other Assaults	25	28	
	Sexual Assault	4	2	Forgery/Counterfeit	4	5	
	Robbery	1	3	Fraud	21	16	
	Aggravated Assault	4	1	Embezzlement	0	0	
	Burglary	19	25	Stolen Property	2	3	
	Larceny/Theft	121	123	Vandalism	20	13	
	Motor Vehicle Theft	11	14	Weapons	0	0	
	Arson	0	0	Prostitution	0	0	
	PART I TOTALS	160	168	Sex Offenses	3	1	
NON-UCR OFFENSES	Ambulance Calls	7	11	Drug Abuse	17	27	PART II OFFENSES
	Deaths	4	3	Gambling	0	0	
	Missing Persons	6	1	Family Offenses	10	21	
	Suicides	0	0	DUI	8	4	
	Suspicious Activity	7	7	Liquor Laws	0	5	
	Traffic Accidents	78	62	Drunkenness	11	19	
	All Other	113	100	Disorderly Conduct	4	6	
	NON-UCR TOTALS	215	184	All Other Offenses	66	63	
TOTALS	PART I OFFENSES	160	168	Curfew/Loitering	0	0	PART II OFFENSES
	PART II OFFENSES	193	211	Runaway	2	0	
	NON-UCR OFFENSES	215	184	PART II TOTALS	193	211	
	TOTAL	568	563				

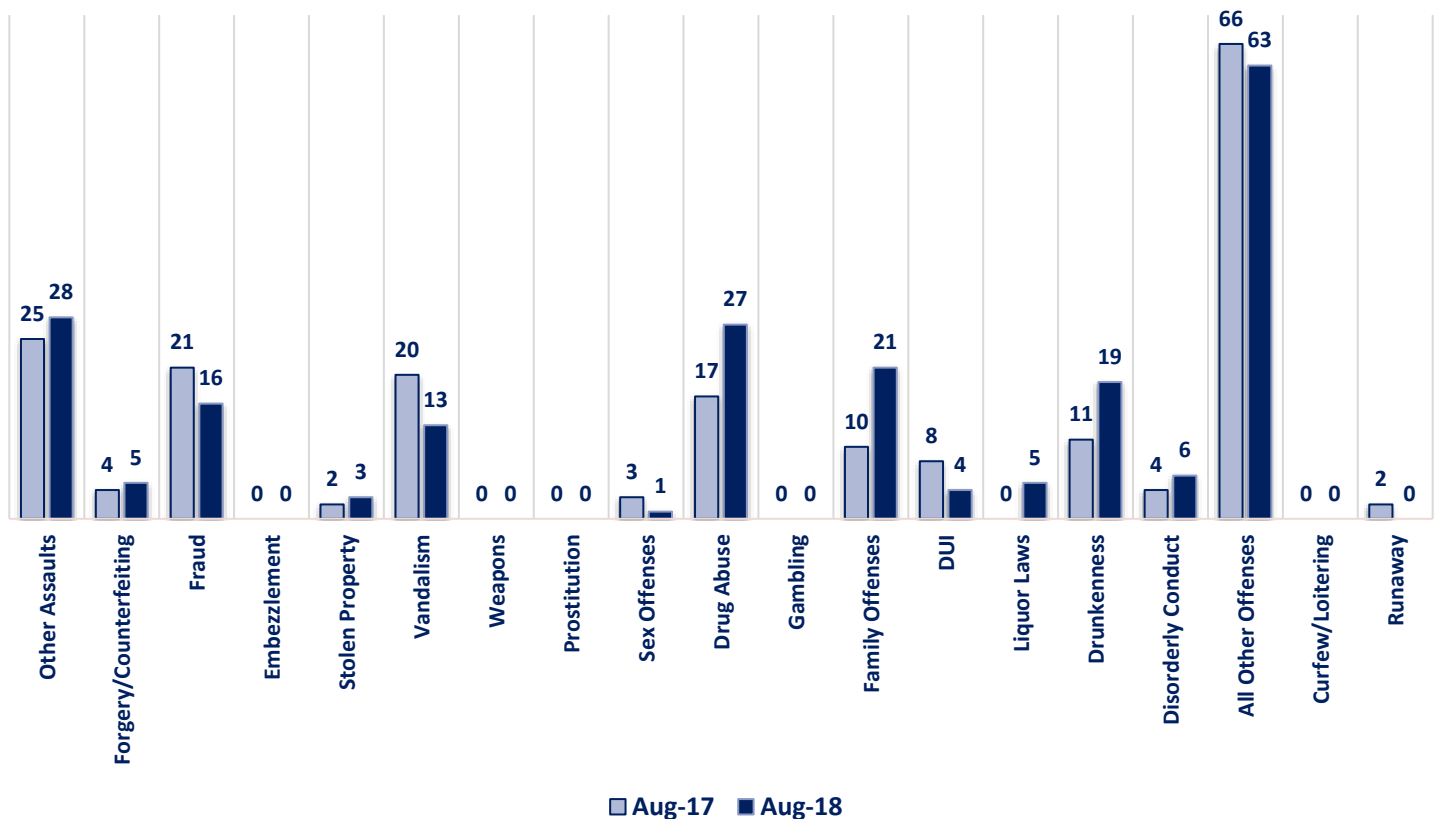
AUGUST 2018 - PART I & II OFFENSE PERCENTAGES



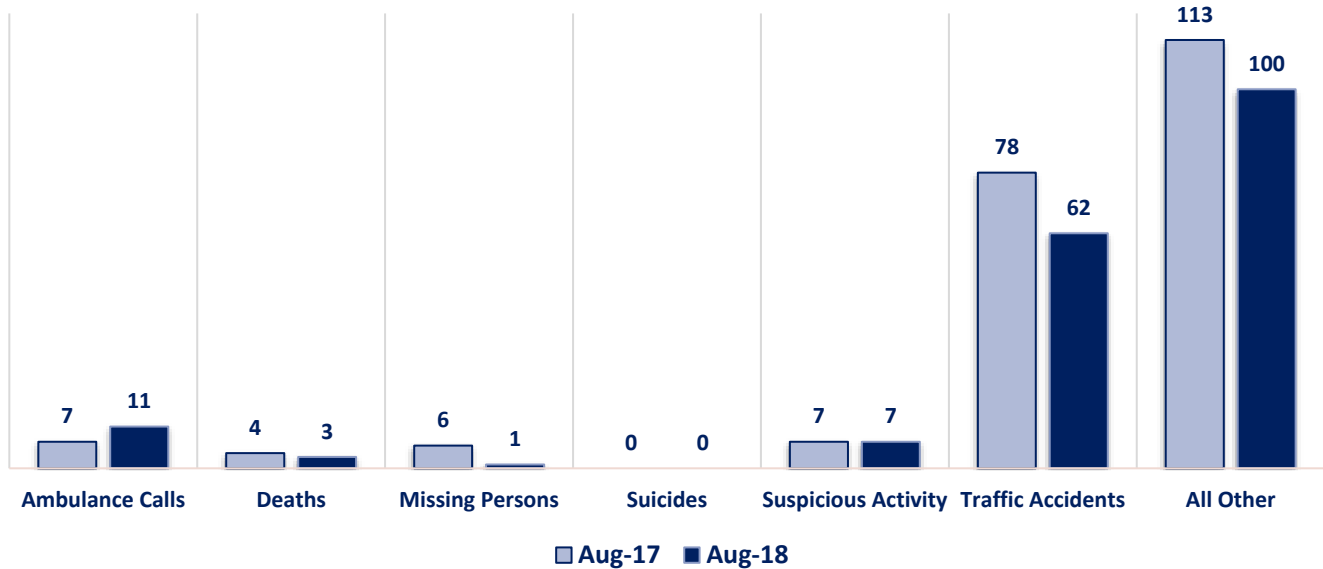
Part I Offenses



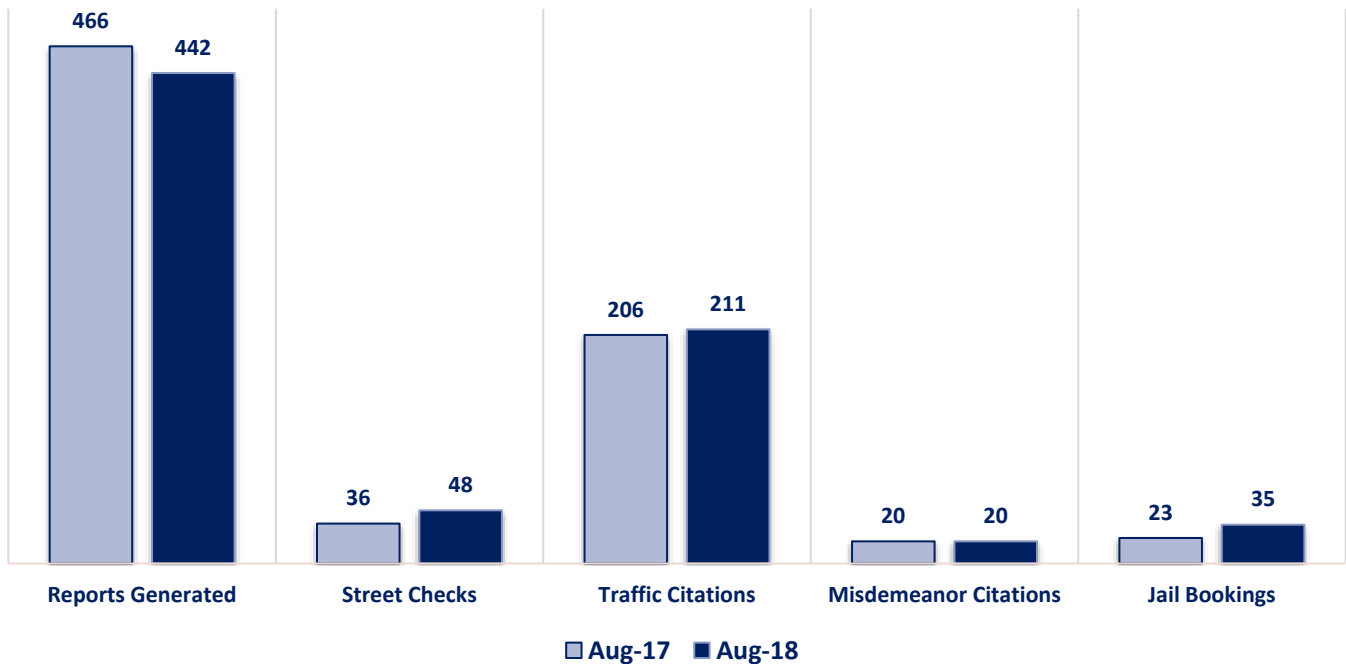
Part II Offenses



Non-UCR Offenses

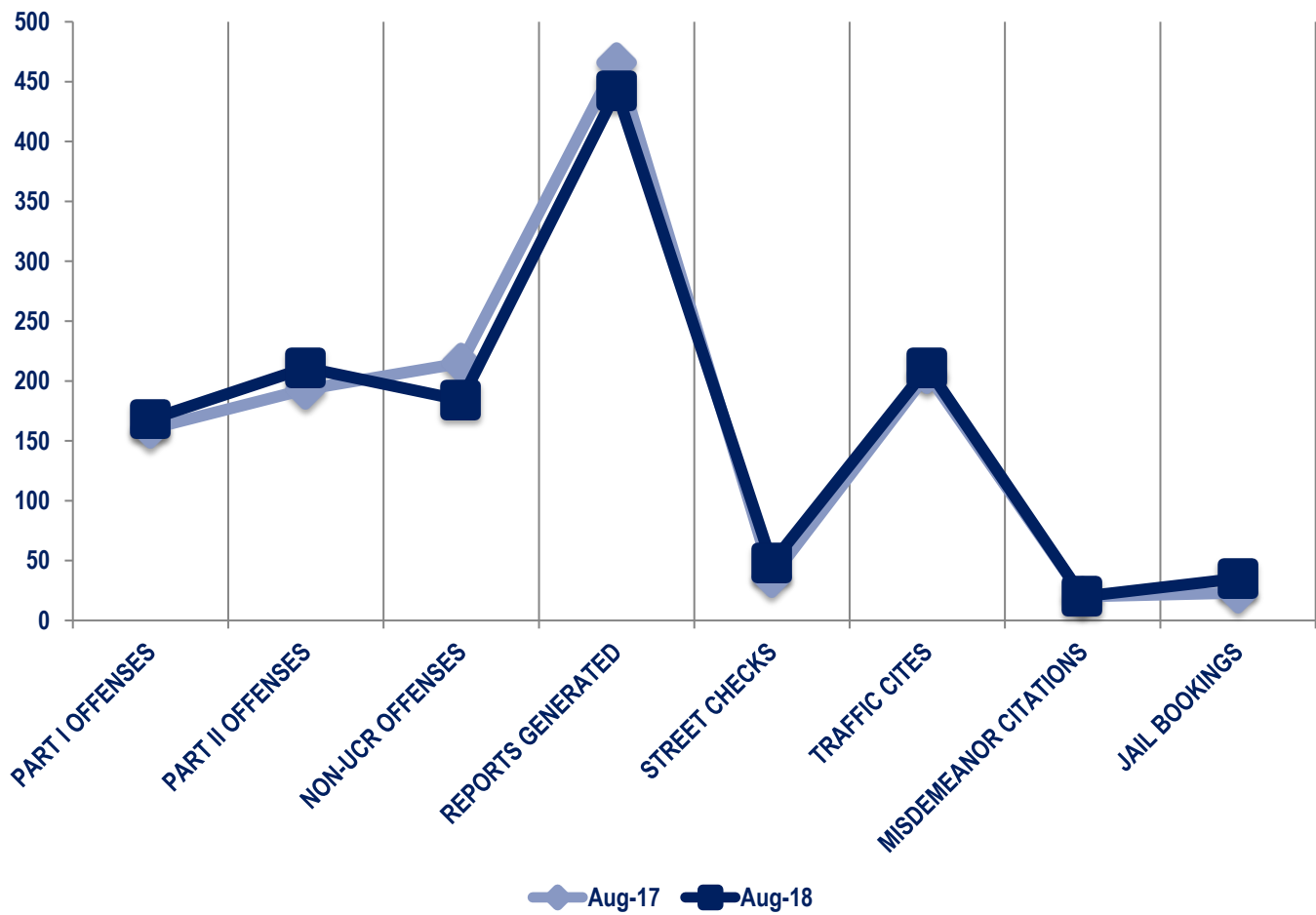


Other Event Totals



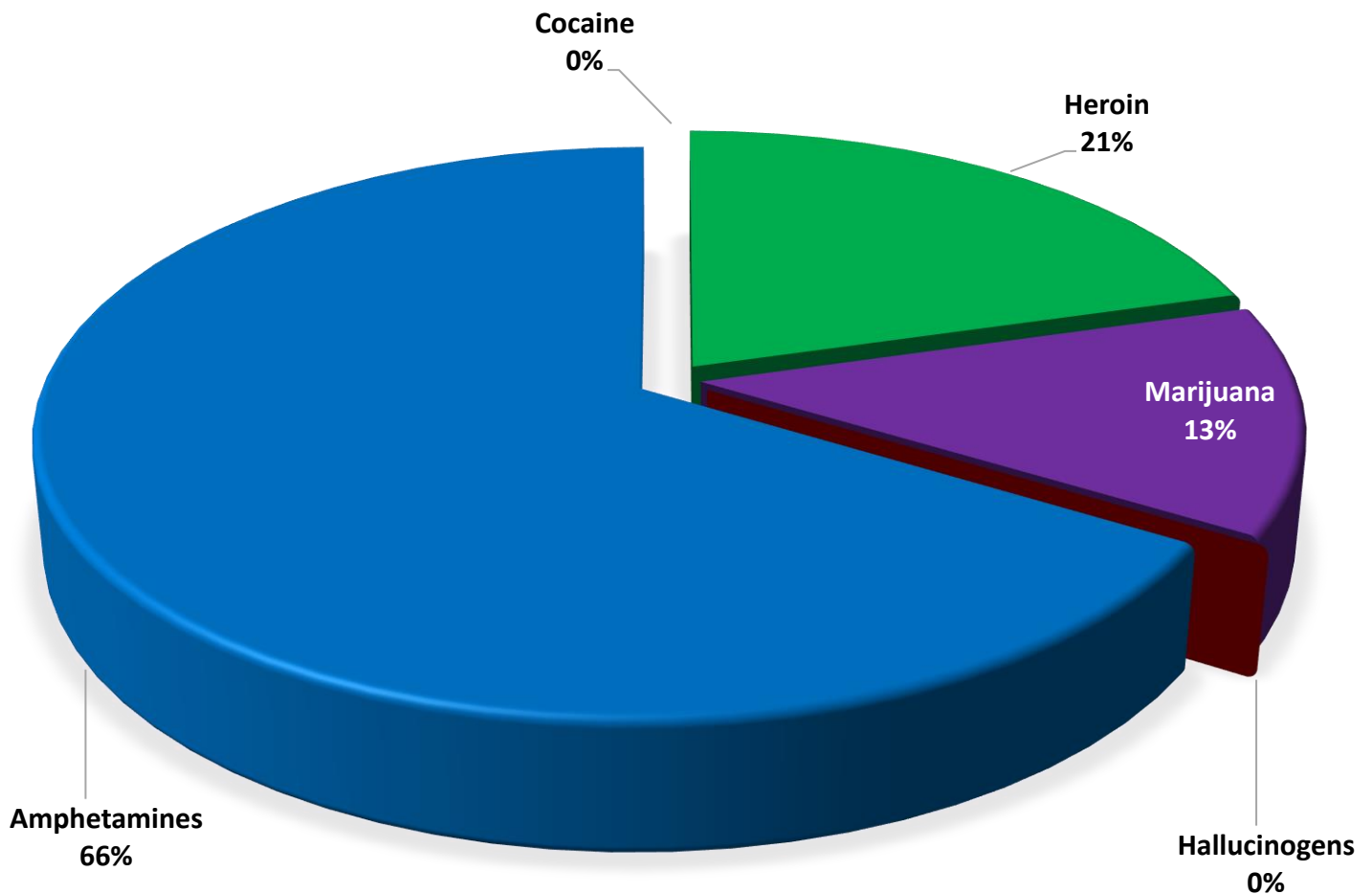
Combined Offense/Event Trends

	AUG 2017	AUG 2018
Part I Offenses	160	168
Part II Offenses	193	211
NonUCR Offenses	215	184
Reports Generated	466	442
Street Checks	36	48
Traffic Citations	206	211
Misdemeanor Citations	20	20
Jail Bookings	23	35



Seized Drugs

TYPE	DOSES	STREET VALUE
Cocaine	0.0	\$ -
Heroin	35.0	\$ 350.00
Marijuana	22.2	\$ 133.34
Hallucinogens	0.0	\$ -
Amphetamines	113.0	\$ 1,130.00
TOTAL	170.2	\$ 1,613.34



Part I & II Offenses - One Year

